


Manual Power Punch MP 3



Quickly and accurately makes "hang-holes" and rounded corners on individual skin and blister packaging cards

Uses a variety of inexpensive, high quality steel-rule dies (one standard "Hannan slot" die included)

Also use for foam, leather, plastics, fabrics and a variety of other materials



Standard features:

- Safety guard / die access cover
- Easy removal for quick die change
- Removable stainless steel striker plate
- Striker plate Rotatable in 90 degree increments
- Adjustable side and back alignment guides
- Heavy duty 16 gauge steel housing
- Tough powder coated finish

Options:

- A variety of steel-rule dies for different hang holes and corners

- Corner guide accessory

HANNAN®

© 2005 HANNAN PRODUCTS CORP.

**STOCK DIES
AVAILABLE FOR
MODEL MP-3:**



5/16" round



std. Hannan slot



std. single bump slot

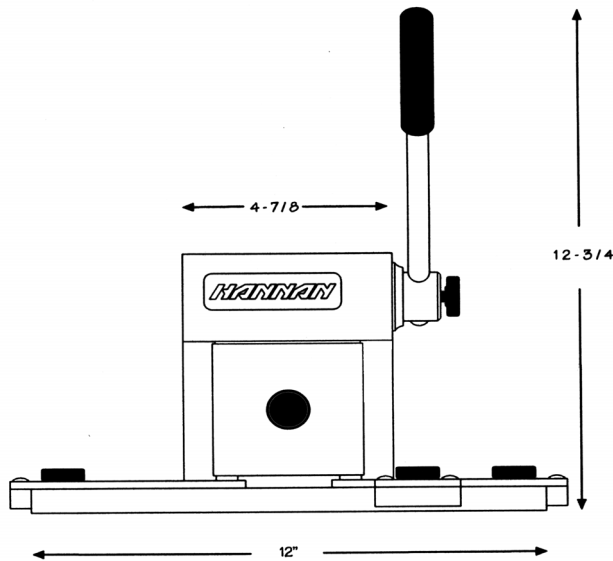


rounded corner



45 corner

FRONT VIEW



**QUICKLY PUNCH
"HANG-HOLES" IN SKIN &
BLISTER CARDS:**

OPERATION SEQUENCE:

- 1 - Loosen thumb-screws and adjust alignment guides for placement and center the "hang-hole".
- 2 - Position card against the back & side alignment guides. [Figure 1]
- 3 - Pull the operating lever down until you hear the "snap" of the card being cut, then allow the lever to return to the "up" position. [Figure 2]
- 4 - Remove the card with a perfectly punched hang hole. [Figure 3]

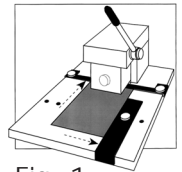


Fig. 1

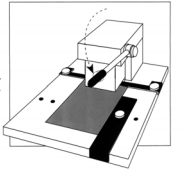


Fig. 2

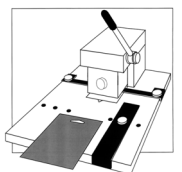
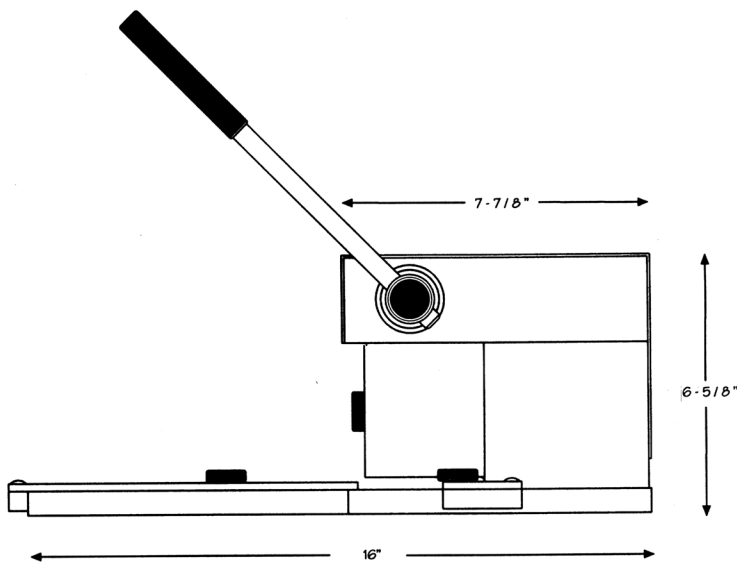


Fig. 3

SIDE VIEW



**QUICKLY RE-CONFIGURE TO CUT
ROUND CORNERS ON SKIN &
BLISTER CARDS:**

- 1 - Use the thumb-screws to remove the three "standard" card alignment guides. [Figure 4]
- 2 - Install the optional corner rounding card guide and adjust with thumb-screws. [Figure 5]
(A variety of "rounded" and "angled" corner die configurations are possible.)
- 3 - Position card against the angled guide and pull the operating lever down to cut one corner of the card. [Figure 6]
- 4 - Rotate the card and repeat the operation to round all four corners of the card. [Figure 7]

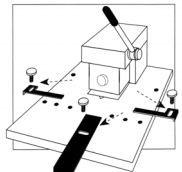


Fig. 4

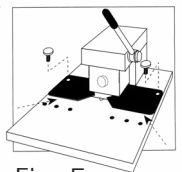


Fig. 5

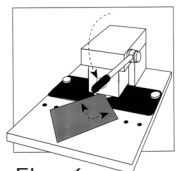


Fig. 6

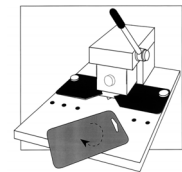


Fig. 7

SPECIFICATIONS:

Shipping weight 69 lbs.
Shipping container 17" X 13" X 13"

HANNAN[®]

Made in the U.S.A.

HANNAN PRODUCTS CORP.
220 NORTH SMITH STREET, CORONA, CA. 92880
FAX: (951) 735-0827
TELEPHONE: (951) 735-1587 / (800) 954-4266
Website: www.hannanpak.com
Email: sales@hannanpak.com